

Correction to “Underwater 3-D Spatial Attenuation Characteristics of Electromagnetic Waves With Omnidirectional Antenna”

Kyungmin Kwak, *Student Member, IEEE*, Daegil Park, *Student Member, IEEE*,
Wan Kyun Chung, *Fellow, IEEE*, and Jinhyun Kim, *Member, IEEE*

In paper [1], there were errors in Figs. 16–24. The corrected figures are as follows.

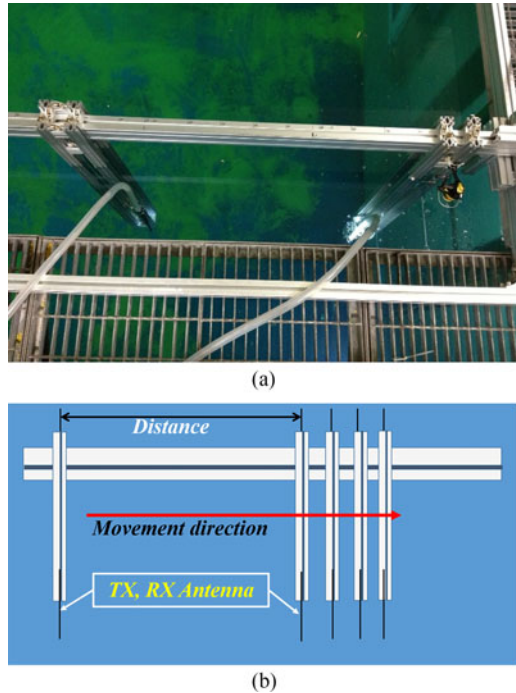


Fig. 16. Experiment sets for $F(R)$: (a) experiment environment; and (b) experiment diagram.

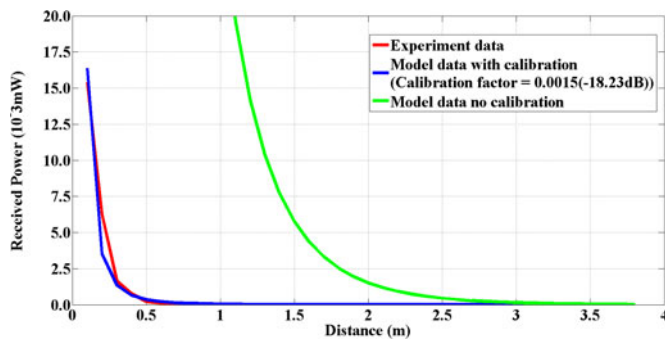


Fig. 17. Experiment result with calibration (dB scale) for $F(R)$.

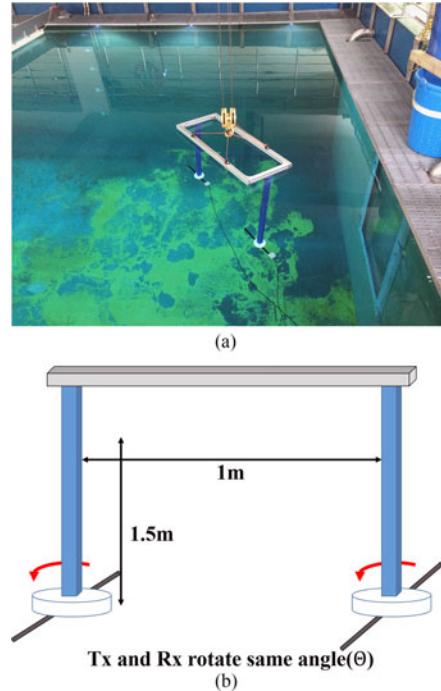


Fig. 18. Experiment sets for $F(\theta)$: (a) experiment environment; and (b) experiment diagram.

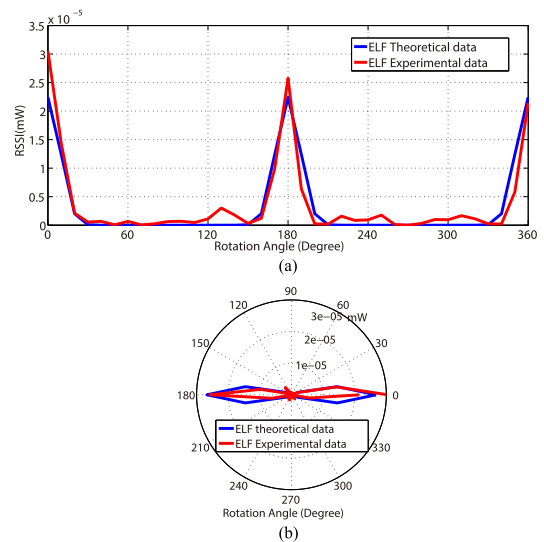


Fig. 19. Experiment results for $F(\theta)$: (a) X, Y plot; and (b) R, θ polar expression.

Manuscript received July 29, 2016; accepted July 29, 2016. Date of current version December 13, 2016.
Digital Object Identifier 10.1109/TMECH.2016.2597063




Fig. 20. Experiment sets for $F(\phi)$: (a) experiment environment; and (b) experiment diagram.

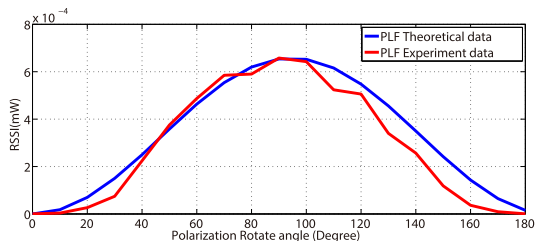


Fig. 21. Experimental result of polarization loss factor.




Fig. 22. Experiment sets for $F(\theta)$: (a) experiment environment; and (b) experiment diagram.

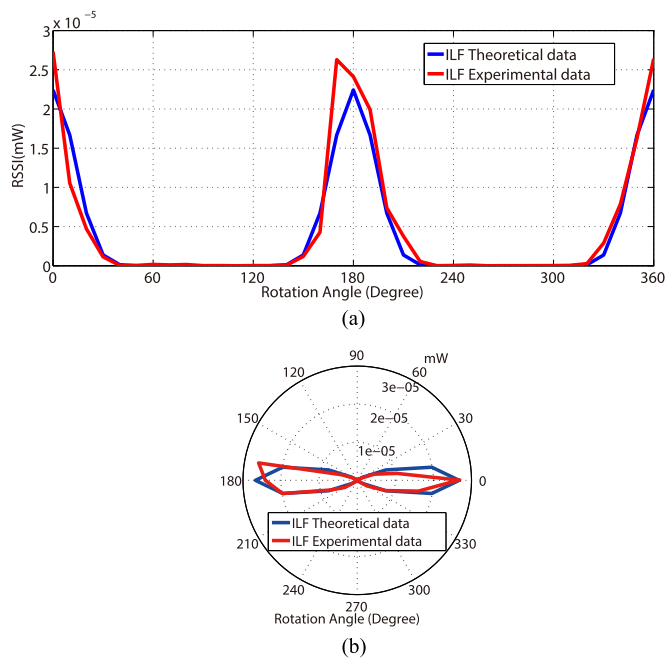


Fig. 23. Experiment results for $F(\theta)$: (a) X, Y plot; and (b) R, θ polar expression.

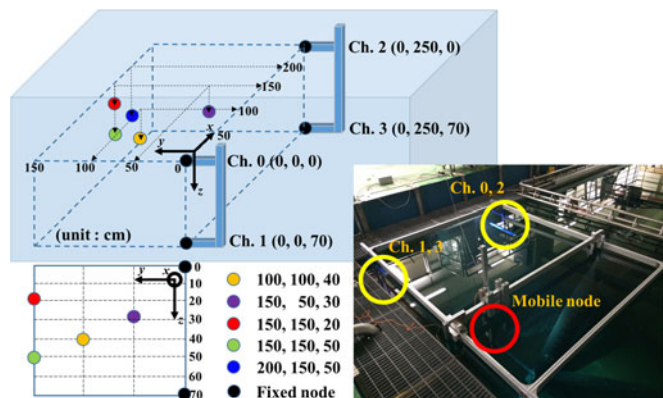


Fig. 24. Experimental set for static 3-D localization.

REFERENCE

[1] K. Kwak, D. Park, W. K. Chung, and J. Kim, "Underwater 3-D spatial attenuation characteristics of electromagnetic waves with omnidirectional antenna," *IEEE/ASME Trans. Mechatronics*, vol. 21, no. 3, pp. 1409–1419, Jun. 2016.