

Fabrication of Spherical Bi Particles during Polyol Synthesis using a Bismuth(III) Carbonate Precursor

Ji Hwan Kim^a, Jong-Hyun Lee^b

Department of Materials Science and Engineering, Seoul National University of Science and Technology, Seoul 139-743, Korea

^amalla2004@naver.com, ^bpljh@snut.ac.kr

Keywords: Polyol Synthesis, Bi particle, bismuth(III) carbonate, particle shape, processing temperature.

Abstract. Spherical Bi particles were fabricated through a polyol synthesis using a zinc bismuth(III) carbonate precursor, and the effects of processing temperature and time on the morphology and composition of the resulting particles were evaluated. It was determined that longer processing times or higher processing temperatures resulted in the gradual conversion of as-formed bismuth hydroxide into spherical elemental bismuth via bismuth glycolate. The temperature for the effective synthesis of spherical Bi particles under these conditions was 230 °C.

Introduction

Bismuth is used in the pharmaceutical, cosmetic, and pigment industries, and it is a non-ferrous metal that is applied for casting and galvanizing, an alloying element that replaces lead, and a constituent of solder alloy in the metal industry. Moreover, Bi has increasingly been noticed for its environmentally friendly lubricant properties, excellent thermoelectric nature, unusual electron transfer properties, electro-optical properties, and large magnetoresistance [1-7].

In this study, Bi particles were fabricated through a polyol synthesis using a zinc bismuth(III) carbonate precursor; spherical Bi particles were obtained by tuning processing parameters such as temperature and reaction time.

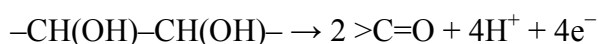
Experimental

Zinc bismuth(III) carbonate basic (CBi₂O₅, Sigma-Aldrich) was used as the precursor, while propylene glycol (C₃H₈O₂) was the polyol solvent. For the synthesis, zinc bismuth(III) carbonate basic (5.1 g) was completely dissolved in 100 ml of propylene glycol at ambient temperature using a rotating magnetic stir bar. The resultant solution was poured into a three-neck round flask and heated to a specific temperature using a heating mantle. The polyol solution was then heated under continuous stirring beyond the boiling point of the solvent (188 °C); the evaporated propylene glycol was recycled via condensation using a cooling tower. The heating rate and mixing speed were held constant through all experiments. The reaction period at the specific synthesis temperature varied from 4 to 18 h. The flask was removed after the specified time and cooled to ambient temperature.

The resultant propylene glycol solution, which contained particles, was decanted after centrifugation and then methanol was poured into the slurry. The resulting solution was exchanged with methanol by repeating this procedure three times. After drying the final solution in a low-vacuum chamber at ambient temperature, the Bi powders were gathered. The morphology and sizes of the resulting particles were evaluated via scanning electron microscopy (SEM).

Results and Discussion

It is proposed that the electrons that are required to reduce the Bi ions during the polyol synthesis are provided by the conversion of the hydroxyl groups to carboxyl groups as follows [8]:






Fig. 1. SEM images of the Bi particles obtained via polyol synthesis in propylene glycol at 188 °C with processing times of (a) 4 h, (b) 8 h, and (c) 18 h.

Fig. 1 shows SEM images of the Bi particles that were synthesized at 188 °C with varying processing times. After 4 h (Fig. 1a), most of the synthesized particles were platelet-shaped, while some were elongated spheres. This result implies that the particles mainly comprise bismuth hydroxide [9]. Since the platelet-shaped particle stacking was relatively regular in comparison with the other samples, it was determined that the platelet-shaped particles adhere to the flat surfaces during volume shrinkage due to drying. However, the specimen synthesized over 8 h (Fig. 1b) showed a mixed microstructure comprising spheres and non-stacked platelets that were of a similar size to those obtained after 4 h (note that the magnification is different). In similar experiments, the platelet and spherical particles were indexed as bismuth glycolate with an approximate composition of $\text{Bi}_2(\text{EG})_3$ and elemental bismuth, respectively [9]. Increased time at 188 °C induced the conversion of bismuth hydroxide into bismuth glycolate and elemental bismuth. The distribution of particles was greatly irregular, which is due to a significant reduction in inter-particle interactions. This difference in interactions is caused by the increasing number of spherical particles. It is highly likely that spherical particles, which do not have a stable plane, tend to physically hinder strong adhesion between the platelet particles during drying. The specimen processed for 18 h (Fig. 1c) featured smaller particle sizes and more dispersed distribution; also, the number of elongated or spherical particles increased. This result indicates that the bismuth glycolate slowly converted to elemental bismuth with increased processing time. The bismuth glycolate intermediates more readily decompose and release free Bi ions, which are rapidly reduced by propylene glycol molecules, with increasing temperature. If the specific surface of a cluster was not the preferred orientation, the cluster formed by reduction would be spherical since it has the lowest surface energy. In summary, the platelet-shaped bismuth hydroxide particles that were initially synthesized at 188 °C slowly converted to elongated or spherical elemental bismuth via bismuth glycolate, as the processing time increased.




Fig. 2. SEM images of Bi particles obtained via polyol synthesis in propylene glycol for 4 h at processing temperatures of (a) 210 °C and (b) 220 °C.

To obtain more spherical Bi particles through the polyol synthesis, the temperature was gradually increased. Fig. 2 shows SEM images of Bi particles synthesized at 210 °C and 220 °C for 4 h. Although a few spherical particles were observed, most of the nanoparticles remained platelet-shaped, which is mainly due to the short synthesis time. As a result, there was significant inter-particle interaction.




Fig. 3. SEM images of Bi particles obtained via polyol synthesis in propylene glycol at 230 °C for (a) 4 h, (b) 8 h, and (b) 18 h.

To fabricate the spherical particles in a more effective manner, the synthesis temperature was increased to 230 °C. Fig. 3 shows SEM images of Bi particles synthesized at 230 °C with different processing times. After just 4 h (Fig. 3a), a significant number of almost fully spherical Bi particles

were formed simultaneously with high-aspect-ratio ribbons of bismuth hydroxide. Thus, it was determined that increasing the processing temperature is a reasonably effective method of forming spherical Bi particles when compared to lower temperature syntheses with identical processing times (Fig. 2). Although some platelet particles were still present, a significant number of Bi particles converted into a spherical shape with increased processing time at 230 °C, as verified by Fig. 3(b). After 8 h of processing, the sizes of the particles deviated significantly and some particles agglomerated into a cluster. Fig. 3(c) shows an image of Bi particles that were processed for 18 h: There were an insignificant number of platelet particles, agglomeration was considerably suppressed, and the size deviation increased slightly. Accordingly, a higher processing temperature and longer processing time gradually increased the number of spherical Bi particles obtained from the polyol synthesis in propylene glycol using zinc bismuth(III) carbonate basic.

Summary

The polyol synthesis of spherical Bi particles from a zinc bismuth(III) carbonate precursor was performed. It was verified that a longer processing time or higher processing temperature resulted in the gradual conversion of the as-formed bismuth hydroxide into spherical elemental bismuth via bismuth glycolate, which indicates that the bismuth glycolate intermediates more completely decompose and release free Bi ions with increasing temperature and time. From the results regarding processing temperature, the temperature for the effective synthesis of spherical Bi particles was determined to be 230 °C.

Acknowledgement

This work was supported by the National Research Foundation of Korea (NRF) funded by the Ministry of Education, Science and Technology (2011-0009088).

References

- [1] O. Rohr, Bismuth—the new ecologically green metal for modern lubricating engineering, *Ind. Lubr. Tribol.* 54 (2002) 153-164.
- [2] J.P. Heremans, C.M. Thrush, D.T. Morelli, M.C. Wu, Thermoelectric power of bismuth nanocomposites, *Phys. Rev. Lett.* 88 (2002) 216801–1-216801–4.
- [3] P. Chiu, I. Shih, A study of the size effect on the temperature-dependent resistivity of bismuth nanowires with rectangular cross-sections, *Nanotechnology* 15 (2004) 1489-1492.
- [4] S. Park, K. Kang, W.Q. Han, T. Vogt, Synthesis and characterization of Bi nanorods and superconducting NiBi particles, *J. Alloy Comp.* 400 (2005) 88-91.
- [5] G. Bhimarasetti, M.K. Sunkara, Synthesis of sub-20-nm-sized bismuth 1-D structures using gallium-bismuth systems, *J. Phys. Chem. B* 109 (2005) 16219-16222.
- [6] Y.-N. Choi, M.-Y. Kim, T.-S. Oh, Thermoelectric properties of Bi-Te thin films processed by coevaporation, *J. Microelectron. Packag. Soc.* 17(4) (2010) 89-94.
- [7] M.R. Roh, J.Y. Choi, T.S. Oh, Thermoelectric properties of the hot-pressed $\text{Bi}_2(\text{Te}_{0.9}\text{Se}_{0.1})_3$ with dispersion of tungsten powders, *J. Microelectron. Packag. Soc.* 18(4) (2011) 55-61.
- [8] T. Shono, Y. Matsumura, T. Hashimoto, K. Hibino, H. Hamaguchi, T. Aoki, Electroorganic chemistry. XXII. Novel anodic cleavage of glycols to carbonyl compounds, *J. Am. Chem. Soc.* 97 (1975) 2546-2548.
- [9] C. Goia, E. Matijevic, D.V. Goia, Preparation of colloidal bismuth particles in polyols, *J. Mater. Res.* 20 (2005) 1507-1514.

Applied Mechanics and Mechanical Engineering III

10.4028/www.scientific.net/AMM.249-250

Fabrication of Spherical Bi Particles during Polyol Synthesis Using a Bismuth(III) Carbonate Precursor

10.4028/www.scientific.net/AMM.249-250.945

■Scientific.Net
Materials Science and Engineering

Full text search...

Advanced Search

logged in: Seoul National University of Science and Technology | Access Status | Log in | My Cart

PERIODICALS

MATERIALS SCIENCE FORUM

KEY ENGINEERING MATERIALS

SOLID STATE PHENOMENA

DEFECT AND DIFFUSION FORUM

DIFFUSION FOUNDATIONS

APPLIED MECHANICS AND MATERIALS

ADVANCED MATERIALS RESEARCH

ADVANCES IN SCIENCE AND TECHNOLOGY

JOURNAL OF NANO RESEARCH

JOURNAL OF BIOMIMETICS, BIOMATERIALS, AND TISSUE ENGINEERING

JOURNAL OF METASTABLE AND NANOCRYSTALLINE MATERIALS

INTERNATIONAL JOURNAL OF ENGINEERING RESEARCH IN AFRICA

ADVANCED ENGINEERING FORUM

NANO HYBRIDS

Home > Applied Mechanics and Materials > Details



Periodical: Applied Mechanics and Materials

ISSN: 1662-7482

About: Applied Mechanics and Materials publishes only complete volumes on given topics, proceedings and complete special topic volumes. Thus, we are not able to publish stand-alone papers.

Applied Mechanics and Materials specializes in the rapid publication of proceedings of international conferences, workshops and symposia as well as state-of-the-art volumes on topics of current interest in all areas of mechanics and topics related to materials science.

Authors retain the right to publish an extended, significantly updated version in another periodical.

Indexing: Indexed by Elsevier: SCOPUS www.scopus.com and Ei Compendex (CPX) www.ei.org/. Cambridge Scientific Abstracts (CSA) www.csa.com, Chemical Abstracts (CA) www.cas.org, Google and Google Scholar google.com, ISI (ISTP, CPCI, Web of Science) www.isinet.com, Institution of Electrical Engineers (IEE) www.tee.org, etc.

Publishing editor: Thomas Wohlbier, TTP USA, t.wohlbier@ttp.net

Subscription: Irregular: approx. 80-100 volumes per year.
The subscription rate for web access is EUR 1089.00 per year.
Standing order price: 20% discount off list price
ISSN print 1660-9336 ISSN cd 1660-9336 ISSN web 1662-7482

Editors: [Editorial Board](#)

Main Themes published in this Periodical

Share:

[f](#)[t](#)[e](#)[p](#)[+](#)

35

■Scientific.Net
Materials Science and Engineering

HELP
CONTACT US

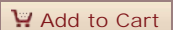
INFORMATION
TERMS & CONDITIONS
POLICY AND ETHICS

Copyright © 2013 Scientific.net. All rights reserved.

http://www.scientific.net/AMM/details[2013-06-21 오후 6:58:03]

One-Dimensional Temperature and Stress Distributions Associated with Hyperbolic Heat Conduction, p.962

| | |
|-------|-----------|
| Price | US\$ 28,- |
|-------|-----------|



Spherical Bi particles were fabricated through a polyol synthesis using a zinc bismuth(III) carbonate precursor, and the effects of processing temperature and time on the morphology and composition of the resulting particles were evaluated. It was determined that longer processing times or higher processing temperatures resulted in the gradual conversion of as-formed bismuth hydroxide into spherical elemental bismuth via bismuth glycolate. The temperature for the effective synthesis of spherical Bi particles under these conditions was 230 °C